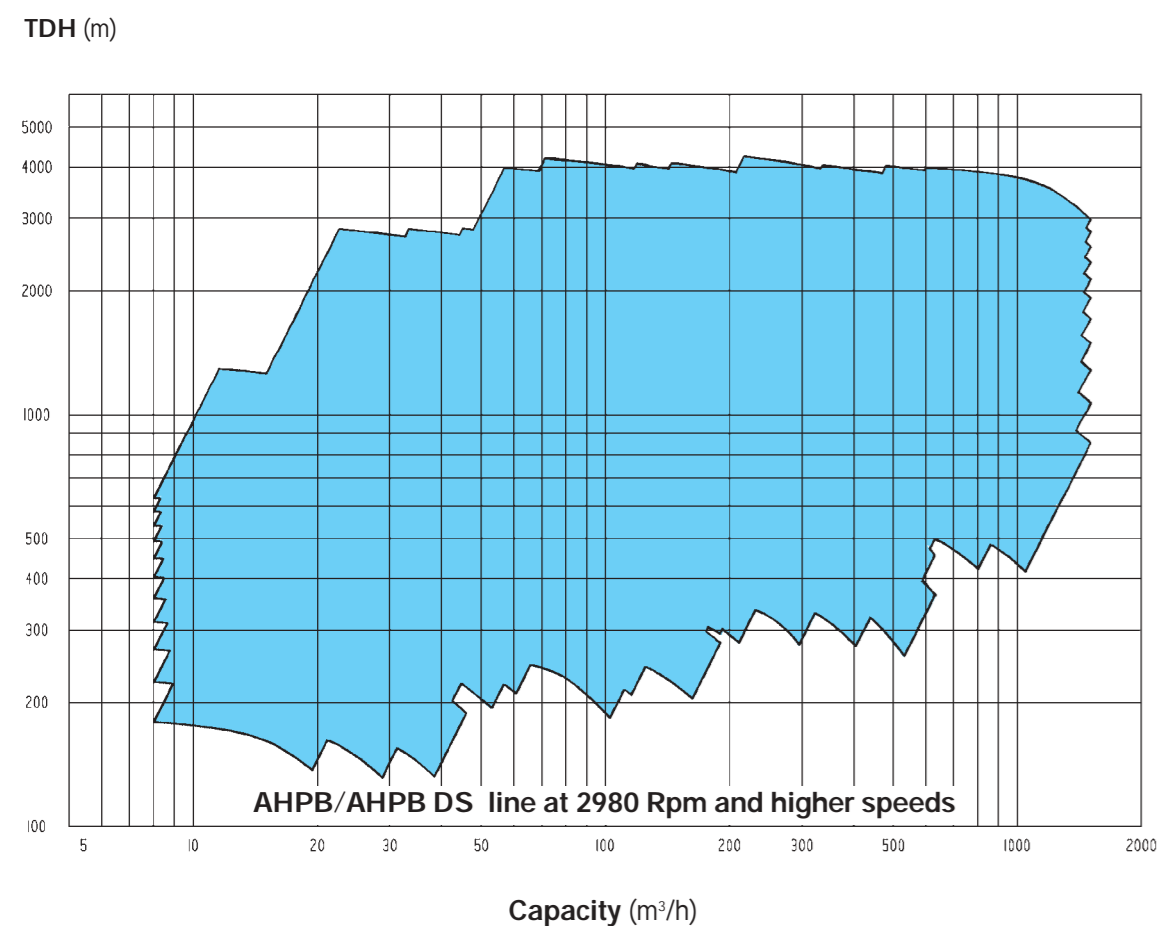


Operating data


Capacities	up to	1100 m ³ /h	(5000 Gpm)
Heads	up to	3600 m	(12000 Feet)
Temperatures	from	- 30°C (-20°F)	to 400°C (750°F)
Design working pressure	up to	350 barg	(5000 Psig)
Hydrotest pressure	up to	525 barg	(7500 Psig)
Rotational speed	up to	7000 Rpm	

Coverage chart




A century of experience

Since the foundation of the company in 1897, Pompe Gabbioneta has been engaged in design and manufacture of high quality centrifugal pumps. The products and the markets served progressively changed from water to chemical industry and finally, in the last thirty years, to API 610 heavy duty pumps for refinery and petrochemical industries. The product development is based on a thorough interchange of marketing and operating experience within the company and in close cooperation with project and plant engineers. The manufacturing is made in a factory equipped with several modern cnc machines and machine tools, special note has to be given to the machining centers where pump casings can be machined completely with only two settings. In house facilities are designed to meet the performance and NPSH testing requirements of all pumps manufactured in the company in full compliance with API 610 standards. A quality assurance system certified in accordance with ISO 9001 is granting the achievement of highest quality for manufactured pumps.



1. An example of solid model: half-crossover/diffuser created by I-DEAS Master Modeler.
2. An example of a 3D mesh generated by I-DEAS Finite Element Modeling: solid elements (linear triangle and linear quadrilater) are visible.
3. Results of a Static Analysis: the different levels of stresses (Von Mises) are displayed on the model using the capability of I-DEAS Post Processing.



AHPB/AHPB-DS LINE

AHPB/AHPB-DS LINE

General informations

The AHPB, AHPB-DS line heavy duty barrel pumps are multistage, radial split, diffuser type with single or double entry 1st stage impeller, fully designed according to latest Edition of API 610 Std. Pump components geometry optimised through hydraulic, structural, thermal and dynamic F.E.M. analysis lead to an high product reliability. The "modular design" philosophy permits to cover a wide range of applications replacing the main hydraulic components i.e. only impeller/diffuser. Casing, shaft, mechanical seals, bearing frames result therefore fully interchangeable and reusable. A wide range of sizes, number of stages and material combinations complete the variety of the offered product.

Main design features are:

- Opposed impeller and diffuser configuration to minimise axial and radial hydraulic thrusts.
- Large eye single suction or double suction 1st stage impeller to meet low NPSH requirements.
- Hydraulic performances checked on a Single Stage Test Equipment. This is particularly useful to verify the effective 1st stage NPSHR.
- Full cartridge design.
- Easy maintenance procedure.
- Number of stages rangeable from 4 to 14.
- Shrink fitted impellers for higher operational speed (over 4500 rpm).
- "Stiff shaft" design. Rotor operates below its 1st wet critical speed.
- Central and lateral balancing drums adequately shaped to optimise pump rotordynamic behaviour.
- Barrel forged in suitable material to improve stress and corrosion resistance.
- Centerline casing mounting for high temperature stability.
- Deep stuffing boxes, designed in accordance to API 682 Std., suitable to accept any type of mechanical or packing seals.
- Labyrinths and deflectors at either bearing housing to maximise protection against dirt.
- Three bearings arrangements available:
 1. Ball Radial / Ball Thrust
 2. Sleeve Radial / Ball Thrust
 3. Sleeve Radial / Tilting Pads Thrust (Kingsbury Type).



Main pumps applications refer to heavy duties on:

- fluid transport
- refineries
- petrochemical plants
- power plant boiler feedwater
- water injection
- reverse osmosis
- "hot" charge



Registered Office: Viale Gramsci 79
Headquarters: Viale Casiraghi 68
20099 Sesto San Giovanni MI Italy
Telephone +39 02.241001 r.a.
Telefax +39 02.2424550

e-mail: pompe.gabbioneta@pompegabbioneta.com
http://www.pompegabbioneta.com
R.I. MI n.° 90297/1999 REA MI n.° 1584044
Codice Fiscale: 12759010155
Partita IVA - VAT IT 02894200969

POMPE GABBIONETA Inc.
17 South Briar Hollow Ln., Ste 207
Houston Texas 77027
Telephone 001.713.3554900
Telefax 001.713.3556200
e-mail: wca120@aol.com



SO1 Cert n° 0194
UNI EN ISO 9001/94



